

Lecture 7: Policy Gradient I ¹

Emma Brunskill

CS234 Reinforcement Learning.

Winter 2023

- Additional reading: Sutton and Barto 2018 Chp. 13

¹With many slides from or derived from David Silver and John Schulman and Pieter Abbeel

Refresh Your Knowledge. Comparing Policy Performance

$$r + \gamma \max_{a'} Q(s', a')$$

- Consider doing experience replay over a finite, but extremely large, set of (s, a, r, s') tuples). Q-learning is initialized to 0 everywhere and all rewards are positive. Select all that are true **≠ G L I E**

- T
- Assume all tuples were gathered from a fixed, deterministic policy π . Then in the tabular setting, if each tuple is sampled at random and used to do a Q-learning update, and this is repeated an infinite number of times, then there exists a learning rate schedule so that the resulting estimate will converge to the true Q^π .
 - In situation (1) (the first option above) the resulting Q estimate will be identical to if one computed an estimated dynamics model and reward model using maximum likelihood evaluation from the tuples, and performed policy evaluation using the estimated dynamics and reward models.
 - If one uses DQN to populate the experience replay set of tuples, then doing experience replay with DQN is always guaranteed to converge to the optimal Q function. **F**
 - Not sure
- T

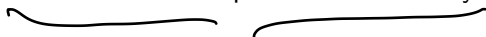
Refresh Your Knowledge. Comparing Policy Performance

- Consider doing experience replay over a finite, but extremely large, set of (s,a,r,s') tuples). Q-learning is initialized to 0 everywhere and all rewards are positive. Select all that are true
 - 1 Assume all tuples were gathered from a fixed, deterministic policy π . Then in the tabular setting, if each tuple is sampled at random and used to do a Q-learning update, and this is repeated an infinite number of times, then there exists a learning rate schedule so that the resulting estimate will converge to the true Q^π .
 - 2 In situation (1) (the first option above) the resulting Q estimate will be identical to if one computed an estimated dynamics model and reward model using maximum likelihood evaluation from the tuples, and performed policy evaluation using the estimated dynamics and reward models.
 - 3 If one uses DQN to populate the experience replay set of tuples, then doing experience replay with DQN is always guaranteed to converge to the optimal Q function.
 - 4 Not sure

Answer: 1 is true and 2 is true. 3 is false.

RL Algorithms Involve

- Optimization
- Delayed consequences
- Exploration
- Generalization
- And statistical and computational efficiency matters



Last Time: Generalization and Efficiency

- Can use structure and additional knowledge to help constrain and speed reinforcement learning

Class Structure

- Last time: Deep RL
- **This time: Policy Search**
- Next time: Policy Search Cont.

Policy-Based Reinforcement Learning

- In the last lecture we approximated the value or action-value function using parameters w ,

$$\underbrace{V_w(s)} \approx V^\pi(s)$$
$$Q_w(s, a) \approx Q^\pi(s, a)$$

- A policy was generated directly from the value function
 - e.g. using ϵ -greedy
- In this lecture we will directly parametrize the policy, and will typically use θ to show parameterization:

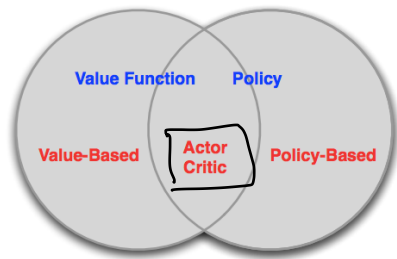
$$\pi_\theta(s, a) = \mathbb{P}[a|s; \theta]$$

*a discrete
or continuous
or vector a*

- Goal is to find a policy π with the highest value function V^π
- We will focus again on model-free reinforcement learning

Value-Based and Policy-Based RL

- Value Based
 - learned Value Function
 - Implicit policy (e.g. ϵ -greedy)
- Policy Based
 - No Value Function
 - Learned Policy
- Actor-Critic
 - Learned Value Function
 - Learned Policy



Types of Policies to Search Over

- So far have focused on deterministic policies or ϵ -greedy policies
- Now we are thinking about direct policy search in RL, will focus heavily on stochastic policies

Example: Rock-Paper-Scissors



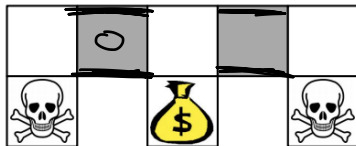
- Two-player game of rock-paper-scissors
 - Scissors beats paper
 - Rock beats scissors
 - Paper beats rock
- Let state be history of prior actions (rock, paper and scissors) and if won or lost
- Is deterministic policy optimal? Why or why not?

Example: Rock-Paper-Scissors, Vote



- Two-player game of rock-paper-scissors
 - Scissors beats paper
 - Rock beats scissors
 - Paper beats rock
 - Let state be history of prior actions (rock, paper and scissors) and if won or lost
- Deterministic policy is easily exploited by an adversary. System is not Markov. A uniform random policy is optimal (Nash equilibrium).

Example: Aliased Gridworld (1)



- The agent cannot differentiate the grey states
- Consider features of the following form (for all N, E, S, W)

$$\phi(s, a) = \mathbb{1}(\text{wall to } N, a = \text{move } E)$$

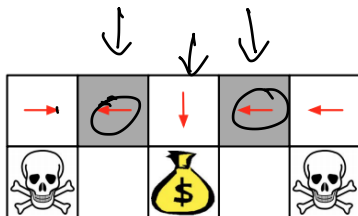
- Compare value-based RL, using an approximate value function

$$Q_{\theta}(s, a) = f(\phi(s, a); \theta)$$

- To policy-based RL, using a parametrized policy

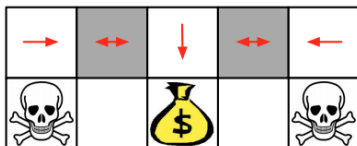
$$\pi_{\theta}(s, a) = g(\phi(s, a); \theta)$$

Example: Aliased Gridworld (2)



- Under aliasing, an optimal **deterministic** policy will either
 - move W in both grey states (shown by red arrows)
 - move E in both grey states
- Either way, it can get stuck and never reach the money
- Value-based RL learns a near-deterministic policy
 - e.g. greedy or ϵ -greedy
- So it will traverse the corridor for a long time

Example: Aliased Gridworld (3)



- An optimal **stochastic** policy will randomly move E or W in grey states

$$\pi_{\theta}(\text{wall to N and S, move E}) = 0.5$$

$$\pi_{\theta}(\text{wall to N and S, move W}) = 0.5$$

- It will reach the goal state in a few steps with high probability
- Policy-based RL can learn the optimal stochastic policy

Policy Objective Functions

- Goal: given a policy $\pi_\theta(s, a)$ with parameters θ , find best θ
- But how do we measure the quality for a policy π_θ ?
- In episodic environments can use policy value at start state $V(s_0, \theta)$
- For simplicity, today will mostly discuss the episodic case, but can easily extend to the continuing / infinite horizon case

$\pi_\theta(s, a)$
 V
↙

Policy optimization

- Policy based reinforcement learning is an **optimization** problem
- Find policy parameters θ that maximize $V(s_0, \theta)$



Policy optimization

- Policy based reinforcement learning is an **optimization** problem
- Find policy parameters θ that maximize $V(s_0, \theta)$
- Can use gradient free optimization
 - Hill climbing
 - Simplex / amoeba / Nelder Mead
 - Genetic algorithms
 - Cross-Entropy method (CEM)
 - Covariance Matrix Adaptation (CMA)

Human-in-the-Loop Exoskeleton Optimization (Zhang et al. Science 2017)

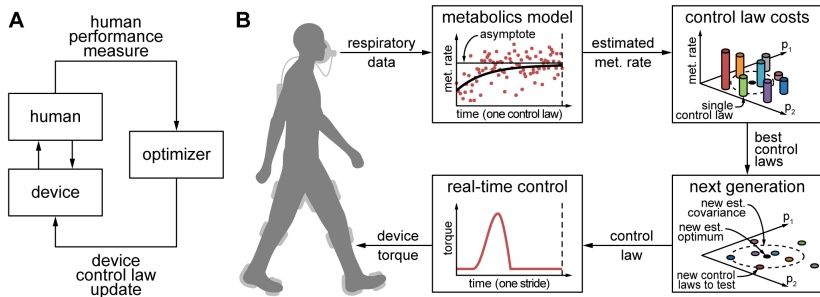


Figure: Zhang et al. Science 2017

- Optimization was done using CMA-ES, variation of covariance matrix evaluation

Gradient Free Policy Optimization

- Can often work embarrassingly well: "discovered that evolution strategies (ES), an optimization technique that's been known for decades, rivals the performance of standard reinforcement learning (RL) techniques on modern RL benchmarks (e.g. Atari/MuJoCo)" (<https://blog.openai.com/evolution-strategies/>)

Gradient Free Policy Optimization

- Often a great simple baseline to try
- Benefits
 - Can work with any policy parameterizations, including non-differentiable
 - Frequently very easy to parallelize
- Limitations
 - Often less sample efficient because it ignores temporal structure

Policy optimization

- Policy based reinforcement learning is an **optimization** problem
- Find policy parameters θ that maximize $V(s_0, \theta)$
- Can use gradient free optimization:
- Greater efficiency often possible using gradient
 - Gradient descent
 - Conjugate gradient
 - Quasi-newton
- We focus on gradient descent, many extensions possible
- And on methods that exploit sequential structure

$$= V^{\pi_{\theta}}(s_0)$$

- Define $V(\theta) = V(s_0, \theta)$ to make explicit the dependence of the value on the policy parameters [but don't confuse with value function approximation, where parameterized value function]
- Assume episodic MDPs (easy to extend to related objectives, like average reward)

Policy Gradient

- Define $V^{\pi_\theta} = V(s_0, \theta)$ to make explicit the dependence of the value on the policy parameters
- Assume episodic MDPs
- Policy gradient algorithms search for a *local* maximum in $V(s_0, \theta)$ by ascending the gradient of the policy, w.r.t parameters θ

$$\Delta\theta = \alpha \nabla_\theta V(s_0, \theta)$$

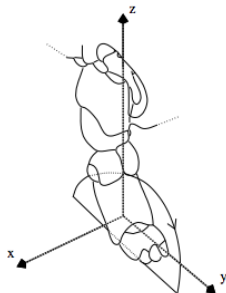


- Where $\nabla_\theta V(s_0, \theta)$ is the **policy gradient**

$$\nabla_\theta V(s_0, \theta) = \begin{pmatrix} \frac{\partial V(s_0, \theta)}{\partial \theta_1} \\ \vdots \\ \frac{\partial V(s_0, \theta)}{\partial \theta_n} \end{pmatrix}$$

- and α is a step-size parameter

Example: Training AIBO to Walk by Finite Difference Policy Gradient¹



- Goal: learn a fast AIBO walk (useful for Robocup)
- Adapt these parameters by finite difference policy gradient
- Evaluate performance of policy by field traversal time

¹Kohl and Stone. Policy gradient reinforcement learning for fast quadrupedal locomotion. ICRA 2004. <http://www.cs.utexas.edu/ai-lab/pubs/icra04.pdf>

Summary of Benefits of Policy-Based RL

Advantages:

- Better convergence properties
- Effective in high-dimensional or continuous action spaces
- Can learn stochastic policies

Disadvantages:

- Typically converge to a **local rather than global optimum**
- Evaluating a policy is typically inefficient and high variance

Shortly will see some ideas to help with this last limitation

3 Score functions and Policy Gradient

- Differentiable Policies
- Temporal Structure
- Baseline
- Alternatives to MC Returns

Computing the gradient analytically

- We now compute the policy gradient *analytically*
- Assume policy π_θ is differentiable whenever it is non-zero
- Assume we can calculate gradient $\nabla_\theta \pi_\theta(s, a)$ analytically
- What kinds of policy classes can we do this for?

Differentiable Policy Classes

- Many choices of differentiable policy classes including:
 - Softmax
 - Gaussian
 - Neural networks

Value of a Parameterized Policy

- Now assume policy π_θ is differentiable whenever it is non-zero and we know the gradient $\nabla_\theta \pi_\theta(s, a)$

- Recall policy value is $V(s_0, \theta) = \mathbb{E}_{\pi_\theta} \left[\sum_{t=0}^T R(s_t, a_t); \pi_\theta, s_0 \right]$ where the expectation is taken over the states & actions visited by π_θ

- We can re-express this in multiple ways

- $V(s_0, \theta) = \sum_a \pi_\theta(a|s_0) Q(s_0, a, \theta)$
 - $= \sum_\gamma P(\gamma, \theta) R(\gamma)$

Handwritten notes: "could have γ^T " with an arrow pointing to the first equation. "Q $\pi_\theta(s_0, a, \theta)$ " with an arrow pointing to the first equation. "sum rewards in traj γ " with an arrow pointing to the second equation.

Value of a Parameterized Policy

- Now assume policy π_θ is differentiable whenever it is non-zero and we know the gradient $\nabla_\theta \pi_\theta(s, a)$
- Recall policy value is $V(s_0, \theta) = \mathbb{E}_{\pi_\theta} \left[\sum_{t=0}^T R(s_t, a_t); \pi_\theta, s_0 \right]$ where the expectation is taken over the states & actions visited by π_θ
- We can re-express this in multiple ways
 - $V(s_0, \theta) = \sum_a \pi_\theta(a|s_0) Q(s_0, a, \theta)$
 - $V(s_0, \theta) = \sum_\tau P(\tau; \theta) R(\tau)$
 - where $\tau = (s_0, a_0, r_0, \dots, s_{T-1}, a_{T-1}, r_{T-1}, s_T)$ is a state-action trajectory,
 - $P(\tau; \theta)$ is used to denote the probability over trajectories when executing policy $\pi(\theta)$ starting in state s_0 , and
 - $R(\tau) = \sum_{t=0}^T R(s_t, a_t)$ the sum of rewards for a trajectory τ
- To start will focus on this latter definition. See Chp 13.1-13.3 of SB for a nice discussion starting with the other definition

Likelihood Ratio Policies

- Denote a state-action trajectory as $\tau = (s_0, a_0, r_0, \dots, s_{T-1}, a_{T-1}, r_{T-1}, s_T)$
- Use $R(\tau) = \sum_{t=0}^T R(s_t, a_t)$ to be the sum of rewards for a trajectory τ
- Policy value is

$$V(\theta) = \mathbb{E}_{\pi_\theta} \left[\sum_{t=0}^T R(s_t, a_t); \pi_\theta \right] = \sum_{\tau} P(\tau; \theta) R(\tau)$$

- where $P(\tau; \theta)$ is used to denote the probability over trajectories when executing policy $\pi(\theta)$
- In this new notation, our goal is to find the policy parameters θ :

$$\arg \max_{\theta} V(\theta) = \arg \max_{\theta} \underbrace{\sum_{\tau} P(\tau; \theta)}_{\text{probability}} \underbrace{R(\tau)}_{\text{reward}}$$

Likelihood Ratio Policy Gradient

- Goal is to find the policy parameters θ :

$$\arg \max_{\theta} V(\theta) = \arg \max_{\theta} \sum_{\tau} P(\tau; \theta) R(\tau)$$

- Take the gradient with respect to θ :

$$\begin{aligned} \nabla_{\theta} V(\theta) &= \nabla_{\theta} \sum_{\tau} P(\tau; \theta) R(\tau) \\ &= \sum_{\tau} \nabla_{\theta} P(\tau; \theta) R(\tau) \\ &= \sum_{\tau} R(\tau) \nabla_{\theta} P(\tau; \theta) \\ &= \sum_{\tau} R(\tau) \frac{P(\tau; \theta)}{P(\tau; \theta)} \nabla_{\theta} P(\tau; \theta) \\ &= \sum_{\tau} R(\tau) P(\tau; \theta) \nabla_{\theta} \log P(\tau; \theta) \end{aligned}$$

$$\nabla_{\theta} \frac{P(\tau; \theta)}{P(\tau; \theta)}$$

Likelihood Ratio Policy Gradient

- Goal is to find the policy parameters θ :

$$\arg \max_{\theta} V(\theta) = \arg \max_{\theta} \sum_{\tau} P(\tau; \theta) R(\tau)$$

- Take the gradient with respect to θ :

$$\begin{aligned} \nabla_{\theta} V(\theta) &= \nabla_{\theta} \sum_{\tau} P(\tau; \theta) R(\tau) \\ &= \sum_{\tau} \nabla_{\theta} P(\tau; \theta) R(\tau) \\ &= \sum_{\tau} \frac{P(\tau; \theta)}{P(\tau; \theta)} \nabla_{\theta} P(\tau; \theta) R(\tau) \\ &= \sum_{\tau} P(\tau; \theta) R(\tau) \underbrace{\frac{\nabla_{\theta} P(\tau; \theta)}{P(\tau; \theta)}}_{\text{likelihood ratio}} \\ &= \sum_{\tau} P(\tau; \theta) R(\tau) \nabla_{\theta} \log P(\tau; \theta) \end{aligned}$$

Likelihood Ratio Policy Gradient

- Goal is to find the policy parameters θ :

$$\arg \max_{\theta} V(\theta) = \arg \max_{\theta} \sum_{\tau} P(\tau; \theta) R(\tau)$$

- Take the gradient with respect to θ :

$$\nabla_{\theta} V(\theta) = \sum_{\tau} P(\tau; \theta) R(\tau) \nabla_{\theta} \log P(\tau; \theta)$$

- Approximate with empirical estimate for m sample trajectories under policy π_{θ} :

$$\nabla_{\theta} V(\theta) \approx \hat{g} = (1/m) \sum_{i=1}^m \underbrace{R(\tau^{(i)})}_{\text{}} \underbrace{\nabla_{\theta} \log P(\tau^{(i)}; \theta)}_{\text{}}$$

Decomposing the Trajectories Into States and Actions

- Approximate with empirical estimate for m sample paths under policy

π_θ :

$$\tau = (s_0, a_0, r_0, s_1, a_1, r_1, \dots)$$

$$\nabla_\theta V(\theta) \approx \hat{g} = (1/m) \sum_{i=1}^m R(\tau^{(i)}) \nabla_\theta \log P(\tau^{(i)})$$

$$\nabla_\theta \log P(\tau^{(i)}; \theta) = \nabla_\theta \log \left[\mu(s_0) \prod_{t=0}^{\tau-1} \pi_\theta(a_t | s_t) P(s_{t+1} | s_t, a_t) \right]$$

$$= \nabla_\theta \left[\log \mu(s_0) + \sum_{t=0}^{\tau-1} \log \pi_\theta(a_t | s_t) + \log P(s_{t+1} | s_t, a_t) \right]$$

~~$$\nabla_\theta \log \mu(s_0)$$~~

$$= \sum_{t=0}^{\tau-1} \nabla_\theta \log \pi_\theta(a_t | s_t)$$

$$\nabla_\theta \log \pi_\theta(a_t | s_t)$$

Decomposing the Trajectories Into States and Actions

- Approximate with empirical estimate for m sample paths under policy π_θ :

$$\nabla_\theta V(\theta) \approx \hat{g} = (1/m) \sum_{i=1}^m R(\tau^{(i)}) \nabla_\theta \log P(\tau^{(i)})$$

$$\begin{aligned} \nabla_\theta \log P(\tau^{(i)}; \theta) &= \nabla_\theta \log \left[\underbrace{\mu(s_0)}_{\text{Initial state distrib.}} \prod_{t=0}^{T-1} \underbrace{\pi_\theta(a_t|s_t)}_{\text{policy}} \underbrace{P(s_{t+1}|s_t, a_t)}_{\text{dynamics model}} \right] \\ &= \nabla_\theta \left[\log \mu(s_0) + \sum_{t=0}^{T-1} \log \pi_\theta(a_t|s_t) + \log P(s_{t+1}|s_t, a_t) \right] \\ &= \sum_{t=0}^{T-1} \underbrace{\nabla_\theta \log \pi_\theta(a_t|s_t)}_{\text{no dynamics model required!}} \end{aligned}$$

Decomposing the Trajectories Into States and Actions

- Approximate with empirical estimate for m sample paths under policy π_θ :

$$\nabla_\theta V(\theta) \approx \hat{g} = (1/m) \sum_{i=1}^m R(\tau^{(i)}) \nabla_\theta \log P(\tau^{(i)})$$

$$\begin{aligned} \nabla_\theta \log P(\tau^{(i)}; \theta) &= \nabla_\theta \log \left[\underbrace{\mu(s_0)}_{\text{Initial state distrib.}} \prod_{t=0}^{T-1} \underbrace{\pi_\theta(a_t|s_t)}_{\text{policy}} \underbrace{P(s_{t+1}|s_t, a_t)}_{\text{dynamics model}} \right] \\ &= \nabla_\theta \left[\log \mu(s_0) + \sum_{t=0}^{T-1} \log \pi_\theta(a_t|s_t) + \log P(s_{t+1}|s_t, a_t) \right] \\ &= \sum_{t=0}^{T-1} \underbrace{\nabla_\theta \log \pi_\theta(a_t|s_t)}_{\text{score function}} \end{aligned}$$

Score Function

Sc

- A score function is the derivative of the log of a parameterized probability / likelihood
- Example: let $\pi(s; \theta)$ be the probability of state s under parameter θ
- Then the score function would be

$$\nabla_{\theta} \log \pi(s; \theta) \quad (1)$$

- For many policy classes, it is not hard to compute the score function

Softmax Policy

- Weight actions using linear combination of features $\phi(s, a)^T \theta$
- Probability of action is proportional to exponentiated weight

$$\pi_{\theta}(s, a) = \frac{e^{\phi(s, a)^T \theta}}{\sum_a e^{\phi(s, a)^T \theta}} \quad \sum_a \pi_{\theta}(s, a) = 1$$

- The score function is $\nabla_{\theta} \log \pi_{\theta}(s, a) =$

$$\nabla_{\theta} \log \left[\frac{e^{\phi(s, a)^T \theta}}{\sum_a e^{\phi(s, a)^T \theta}} \right]$$
$$\nabla_{\theta} \left[\phi(s, a)^T \theta - \log \sum_a e^{\phi(s, a)^T \theta} \right]$$
$$\phi(s, a) - \frac{1}{\sum_a e^{\phi(s, a)^T \theta}} \cdot \sum_a \phi(s, a) e^{\phi(s, a)^T \theta}$$

Made error in live
Lecture, purple derivation
is correct

$$\phi(s, a) - \sum_a \pi_{\theta}(s, a) \phi(s, a)$$

Softmax Policy

- Weight actions using linear combination of features $\phi(s, a)^T \theta$
- Probability of action is proportional to exponentiated weight

$$\pi_{\theta}(s, a) = e^{\phi(s, a)^T \theta} / \left(\sum_a e^{\phi(s, a)^T \theta} \right)$$

- The score function is

$$\nabla_{\theta} \log \pi_{\theta}(s, a) = \phi(s, a) - \mathbb{E}_{\pi_{\theta}}[\phi(s, \cdot)]$$

Gaussian Policy

- In continuous action spaces, a Gaussian policy is natural
- Mean is a linear combination of state features $\mu(s) = \phi(s)^T \theta$
- Variance may be fixed σ^2 , or can also be parametrised
- Policy is Gaussian $a \sim \mathcal{N}(\mu(s), \sigma^2)$
- The score function is

$$\nabla_{\theta} \log \pi_{\theta}(s, a) = \frac{(a - \mu(s))\phi(s)}{\sigma^2}$$

Likelihood Ratio / Score Function Policy Gradient

- Putting this together
- Goal is to find the policy parameters θ :

$$\arg \max_{\theta} V(\theta) = \arg \max_{\theta} \sum_{\tau} P(\tau; \theta) R(\tau)$$

- Approximate with empirical estimate for m sample paths under policy π_{θ} using score function:

$$\begin{aligned} \nabla_{\theta} V(\theta) &\approx \hat{g} = (1/m) \sum_{i=1}^m R(\tau^{(i)}) \nabla_{\theta} \log P(\tau^{(i)}; \theta) \\ &= (1/m) \sum_{i=1}^m R(\tau^{(i)}) \sum_{t=0}^{T-1} \underbrace{\nabla_{\theta} \log \pi_{\theta}(a_t^{(i)} | s_t^{(i)})}_{\text{score func}} \end{aligned}$$

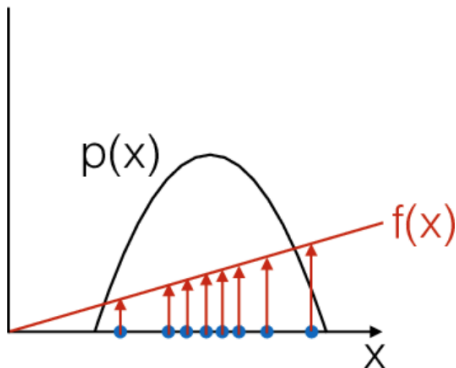
- Do not need to know dynamics model

Score Function Gradient Estimator: Intuition

- Consider generic form of $R(\tau^{(i)})\nabla_{\theta} \log P(\tau^{(i)}; \theta)$:
 $\hat{g}_i = f(x_i)\nabla_{\theta} \log p(x_i|\theta)$
- $f(x)$ measures how good the sample x is.
- Moving in the direction \hat{g}_i pushes up the logprob of the sample, in proportion to how good it is
- *Valid even if $f(x)$ is discontinuous, and unknown, or sample space (containing x) is a discrete set*

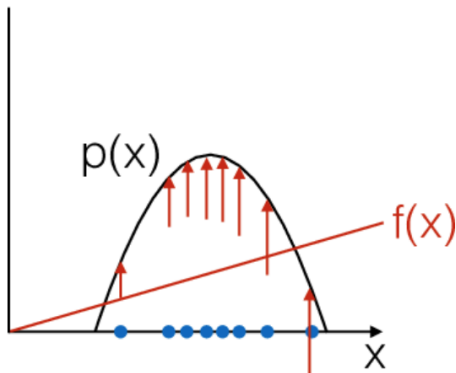
Score Function Gradient Estimator: Intuition

$$\hat{g}_i = f(x_i) \nabla_{\theta} \log p(x_i | \theta)$$



Score Function Gradient Estimator: Intuition

$$\hat{g}_i = f(x_i) \nabla_{\theta} \log p(x_i | \theta)$$



Policy Gradient Theorem

- The policy gradient theorem generalizes the likelihood ratio approach

Theorem

*For any differentiable policy $\pi_\theta(s, a)$,
for any of the policy objective function $J = J_1$, (episodic reward), J_{avR}
(average reward per time step), or $\frac{1}{1-\gamma} J_{avV}$ (average value),
the policy gradient is*

$$\nabla_\theta J(\theta) = \mathbb{E}_{\pi_\theta} [\nabla_\theta \log \pi_\theta(s, a) Q^{\pi_\theta}(s, a)]$$

- Chapter 13.2 in SB has a nice derivation of the policy gradient theorem for episodic tasks and discrete states

Table of Contents

- Differentiable Policies

4 Policy Gradient Algorithms and Reducing Variance

- Temporal Structure
- Baseline
- Alternatives to MC Returns

Likelihood Ratio / Score Function Policy Gradient

$$\nabla_{\theta} V(\theta) \approx (1/m) \sum_{i=1}^m R(\tau^{(i)}) \sum_{t=0}^{T-1} \nabla_{\theta} \log \pi_{\theta}(a_t^{(i)} | s_t^{(i)})$$

- Unbiased but very noisy
- Fixes that can make it practical
 - Temporal structure
 - Baseline

Policy Gradient: Use Temporal Structure

- Previously:

$$\nabla_{\theta} \mathbb{E}_{\tau} [R] = \mathbb{E}_{\tau} \left[\overbrace{\left(\sum_{t=0}^{T-1} r_t \right) \left(\sum_{t=0}^{T-1} \nabla_{\theta} \log \pi_{\theta}(a_t | s_t) \right)} \right]$$

- We can repeat the same argument to derive the gradient estimator for a single reward term $r_{t'}$.

$$\nabla_{\theta} \mathbb{E}[r_{t'}] = \mathbb{E} \left[r_{t'} \sum_{t=0}^{\overset{t'}{\circlearrowleft}} \nabla_{\theta} \log \pi_{\theta}(a_t | s_t) \right]$$

- To see this, recall $V(s_0, \theta) = \mathbb{E}_{\pi_{\theta}} \left[\sum_{t=0}^T R(s_t, a_t); \pi_{\theta}, s_0 \right]$ where the expectation is taken over the states & actions visited by π_{θ}

Policy Gradient: Use Temporal Structure

- Previously:

$$\nabla_{\theta} \mathbb{E}_{\tau} [R] = \mathbb{E}_{\tau} \left[\left(\sum_{t=0}^{T-1} r_t \right) \left(\sum_{t=0}^{T-1} \nabla_{\theta} \log \pi_{\theta}(a_t | s_t) \right) \right]$$

- We can repeat the same argument to derive the gradient estimator for a single reward term $r_{t'}$.

$$\nabla_{\theta} \mathbb{E}[r_{t'}] = \mathbb{E} \left[r_{t'} \sum_{t=0}^{t'} \nabla_{\theta} \log \pi_{\theta}(a_t | s_t) \right]$$

- Summing this formula over t, we obtain

$$V(\theta) = \nabla_{\theta} \mathbb{E}[R] = \mathbb{E} \left[\sum_{t'=0}^{T-1} r_{t'} \sum_{t=0}^{t'} \nabla_{\theta} \log \pi_{\theta}(a_t | s_t) \right]$$

Policy Gradient: Use Temporal Structure

- Previously:

$$\nabla_{\theta} \mathbb{E}_{\tau} [R] = \mathbb{E}_{\tau} \left[\left(\sum_{t=0}^{T-1} r_t \right) \left(\sum_{t=0}^{T-1} \nabla_{\theta} \log \pi_{\theta}(a_t | s_t) \right) \right]$$

- We can repeat the same argument to derive the gradient estimator for a single reward term $r_{t'}$.

$$\nabla_{\theta} \mathbb{E}[r_{t'}] = \mathbb{E} \left[r_{t'} \sum_{t=0}^{t'} \nabla_{\theta} \log \pi_{\theta}(a_t | s_t) \right]$$

- Summing this formula over t, we obtain

$$\begin{aligned} V(\theta) = \nabla_{\theta} \mathbb{E}[R] &= \mathbb{E} \left[\sum_{t'=0}^{T-1} r_{t'} \sum_{t=0}^{t'} \nabla_{\theta} \log \pi_{\theta}(a_t | s_t) \right] \\ &= \mathbb{E} \left[\sum_{t=0}^{T-1} \nabla_{\theta} \log \pi_{\theta}(a_t, s_t) \sum_{t'=t}^{T-1} r_{t'} \right] \end{aligned}$$

Policy Gradient: Use Temporal Structure

- Recall for a particular trajectory $\tau^{(i)}$, $\sum_{t'=t}^{T-1} r_{t'}^{(i)}$ is the return $G_t^{(i)}$

$$\nabla_{\theta} \mathbb{E}[R] \approx (1/m) \sum_{i=1}^m \sum_{t=0}^{T-1} \nabla_{\theta} \log \pi_{\theta}(a_t, s_t) G_t^{(i)}$$

Monte-Carlo Policy Gradient (REINFORCE)

- Leverages likelihood ratio / score function and temporal structure

$$\Delta\theta_t = \alpha \nabla_{\theta} \log \pi_{\theta}(s_t, a_t) G_t$$

REINFORCE:

Initialize policy parameters θ arbitrarily

for each episode $\{s_1, a_1, r_2, \dots, s_{T-1}, a_{T-1}, r_T\} \sim \pi_{\theta}$ **do**

for $t = 1$ to $T - 1$ **do**

$\theta \leftarrow \theta + \alpha \nabla_{\theta} \log \pi_{\theta}(s_t, a_t) G_t$

endfor

endfor

return θ

$$\nabla_{\theta} V(\theta) \approx (1/m) \sum_{i=1}^m R(\tau^{(i)}) \sum_{t=0}^{T-1} \nabla_{\theta} \log \pi_{\theta}(a_t^{(i)} | s_t^{(i)})$$

- Unbiased but very noisy
- Fixes that can make it practical
 - Temporal structure
 - **Baseline**
 - Alternatives to using Monte Carlo returns $R(\tau^{(i)})$ as targets

Desired Properties of a Policy Gradient RL Algorithm

- Goal: Converge as quickly as possible to a local optima
 - Incurring reward / cost as execute policy, so want to minimize number of iterations / time steps until reach a good policy

Table of Contents

- Differentiable Policies
- Temporal Structure

5 Policy Gradient Algorithms and Reducing Variance

- **Baseline**
- Alternatives to MC Returns

Policy Gradient: Introduce Baseline

- Reduce variance by introducing a *baseline* $b(s)$ $G_t - b(s_t)$

$$\nabla_{\theta} \mathbb{E}_{\tau} [R] = \mathbb{E}_{\tau} \left[\sum_{t=0}^{T-1} \nabla_{\theta} \log \pi(a_t | s_t; \theta) \left(\sum_{t'=t}^{T-1} r_{t'} - \frac{b(s_t)}{\quad} \right) \right]$$

- For any choice of b , gradient estimator is unbiased.
- Near optimal choice is the expected return,

$$b(s_t) \approx \mathbb{E}[r_t + r_{t+1} + \dots + r_{T-1}]$$

- Interpretation: increase logprob of action a_t proportionally to how much returns $\sum_{t'=t}^{T-1} r_{t'}$ are better than expected

Baseline $b(s)$ Does Not Introduce Bias—Derivation

$$\begin{aligned}
 & \mathbb{E}_\tau [\nabla_\theta \log \pi(\underline{a}_t | \underline{s}_t; \theta) b(s_t)] \quad \checkmark = 0 \\
 &= \mathbb{E}_{s_{0:t}, a_{0:(t-1)}} \left[\mathbb{E}_{s_{(t+1):T}, a_{t:(T-1)}} [\nabla_\theta \log \pi(a_t | s_t; \theta) b(s_t)] \right] \\
 &= \mathbb{E}_{s_{0:t}, a_{0:(t-1)}} b(s_t) \mathbb{E}_{s_{t+1:T}, a_{t:T-1}} \nabla_\theta \log \pi(a_t | s_t, \theta) \\
 &= \quad \text{"} \quad b(s_t) \mathbb{E} a_t \nabla_\theta \log \pi(a_t | s_t, \theta) \\
 &= \quad \text{"} \quad b(s_t) \sum_a \pi(a_t | s_t, \theta) \nabla_\theta \log \pi(a_t | s_t, \theta) \\
 &= \quad \text{"} \quad b(s_t) \sum_a \pi(a_t | s_t, \theta) \frac{\nabla_\theta \pi(a_t | s_t, \theta)}{\pi(a_t | s_t, \theta)} \\
 &= \quad \text{"} \quad b(s_t) \sum_a \nabla_\theta \pi(a_t | s_t, \theta) \\
 &= \quad \text{"} \quad b(s_t) \nabla_\theta \sum_a \pi(a_t | s_t, \theta) \\
 &= 0
 \end{aligned}$$

Baseline $b(s)$ Does Not Introduce Bias–Derivation

$$\begin{aligned} & \mathbb{E}_{\tau} [\nabla_{\theta} \log \pi(a_t | s_t; \theta) b(s_t)] \\ &= \mathbb{E}_{s_0:t, a_0:(t-1)} \left[\mathbb{E}_{s_{(t+1):T}, a_{t:(T-1)}} [\nabla_{\theta} \log \pi(a_t | s_t; \theta) b(s_t)] \right] \text{ (break up expectation)} \\ &= \mathbb{E}_{s_0:t, a_0:(t-1)} \left[b(s_t) \mathbb{E}_{s_{(t+1):T}, a_{t:(T-1)}} [\nabla_{\theta} \log \pi(a_t | s_t; \theta)] \right] \text{ (pull baseline term out)} \\ &= \mathbb{E}_{s_0:t, a_0:(t-1)} \left[b(s_t) \mathbb{E}_{a_t} [\nabla_{\theta} \log \pi(a_t | s_t; \theta)] \right] \text{ (remove irrelevant variables)} \\ &= \mathbb{E}_{s_0:t, a_0:(t-1)} \left[b(s_t) \sum_a \pi_{\theta}(a_t | s_t) \frac{\nabla_{\theta} \pi(a_t | s_t; \theta)}{\pi_{\theta}(a_t | s_t)} \right] \text{ (likelihood ratio)} \\ &= \mathbb{E}_{s_0:t, a_0:(t-1)} \left[b(s_t) \sum_a \nabla_{\theta} \pi(a_t | s_t; \theta) \right] \\ &= \mathbb{E}_{s_0:t, a_0:(t-1)} \left[b(s_t) \nabla_{\theta} \sum_a \pi(a_t | s_t; \theta) \right] \\ &= \mathbb{E}_{s_0:t, a_0:(t-1)} [b(s_t) \nabla_{\theta} 1] \\ &= \mathbb{E}_{s_0:t, a_0:(t-1)} [b(s_t) \cdot 0] = 0 \end{aligned}$$

"Vanilla" Policy Gradient Algorithm

Initialize policy parameter θ , baseline b

for iteration= $1, 2, \dots$ **do**

Collect a set of trajectories by executing the current policy

At each timestep t in each trajectory τ^i , compute

Return $G_t^i = \sum_{t'=t}^{T-1} r_{t'}^i$, and

Advantage estimate $\hat{A}_t^i = G_t^i - b(s_t)$.

Re-fit the baseline, by minimizing $\sum_i \sum_t \|b(s_t) - G_t^i\|^2$,

Update the policy, using a policy gradient estimate \hat{g} ,

Which is a sum of terms $\nabla_{\theta} \log \pi(a_t | s_t, \theta) \hat{A}_t^i$.

(Plug \hat{g} into SGD or ADAM)

endfor

Other Choices for Baseline?

Initialize policy parameter θ , baseline b

for iteration=1, 2, \dots **do**

Collect a set of trajectories by executing the current policy

At each timestep t in each trajectory τ^i , compute

Return $G_t^i = \sum_{t'=t}^{T-1} r_{t'}^i$, and ↙

Advantage estimate $\hat{A}_t^i = G_t^i - b(s_t)$.

Re-fit the baseline, by minimizing $\sum_i \sum_t \|b(s_t) - G_t^i\|^2$,

Update the policy, using a policy gradient estimate \hat{g} ,

Which is a sum of terms $\nabla_{\theta} \log \pi(a_t | s_t, \theta) \hat{A}_t$.

(Plug \hat{g} into SGD or ADAM)

endfor

Choosing the Baseline: Value Functions

- Recall Q-function / state-action-value function:

$$Q^\pi(s, a) = \mathbb{E}_\pi [r_0 + \gamma r_1 + \gamma^2 r_2 \cdots | s_0 = s, a_0 = a]$$

- State-value function can serve as a great baseline

$$\begin{aligned} V^\pi(s) &= \mathbb{E}_\pi [r_0 + \gamma r_1 + \gamma^2 r_2 \cdots | s_0 = s] \\ &= \mathbb{E}_{a \sim \pi} [Q^\pi(s, a)] \end{aligned}$$

finished here

- Differentiable Policies
- Temporal Structure
- Baseline

- 6 Policy Gradient Algorithms and Reducing Variance
 - Alternatives to MC Returns

- Policy gradient:

$$\nabla_{\theta} \mathbb{E}[R] \approx (1/m) \sum_{i=1}^m \sum_{t=0}^{T-1} \nabla_{\theta} \log \pi_{\theta}(a_t, s_t) (G_t^{(i)} - b(s_t))$$

- Fixes that improve simplest estimator
 - Temporal structure (shown in above equation)
 - Baseline (shown in above equation)
 - **Alternatives to using Monte Carlo returns G_t^i as estimate of expected discounted sum of returns for the policy parameterized by θ ?**

Choosing the Target

- G_t^i is an estimation of the value function at s_t from a single roll out
- Unbiased but high variance
- Reduce variance by introducing bias using bootstrapping and function approximation
 - Just like in we saw for TD vs MC, and value function approximation

Actor-critic Methods

- Estimate of V/Q is done by a **critic**
- **Actor-critic** methods maintain an explicit representation of policy and the value function, and update both
- A3C (Mnih et al. ICML 2016) is a very popular actor-critic method

Policy Gradient Formulas with Value Functions

- Recall:

$$\nabla_{\theta} \mathbb{E}_{\tau} [R] = \mathbb{E}_{\tau} \left[\sum_{t=0}^{T-1} \nabla_{\theta} \log \pi(a_t | s_t; \theta) \left(\sum_{t'=t}^{T-1} r_{t'} - b(s_t) \right) \right]$$

$$\nabla_{\theta} \mathbb{E}_{\tau} [R] \approx \mathbb{E}_{\tau} \left[\sum_{t=0}^{T-1} \nabla_{\theta} \log \pi(a_t | s_t; \theta) (Q(s_t, a_t; \mathbf{w}) - b(s_t)) \right]$$

- Letting the baseline be an estimate of the value V , we can represent the gradient in terms of the state-action advantage function

$$\nabla_{\theta} \mathbb{E}_{\tau} [R] \approx \mathbb{E}_{\tau} \left[\sum_{t=0}^{T-1} \nabla_{\theta} \log \pi(a_t | s_t; \theta) \hat{A}^{\pi}(s_t, a_t) \right]$$

- where the advantage function $A^{\pi}(s, a) = Q^{\pi}(s, a) - V^{\pi}(s)$

Choosing the Target: N-step estimators

$$\nabla_{\theta} V(\theta) \approx (1/m) \sum_{i=1}^m \sum_{t=0}^{T-1} R_t^i \nabla_{\theta} \log \pi_{\theta}(a_t^{(i)} | s_t^{(i)})$$

- Note that critic can select any blend between TD and MC estimators for the target to substitute for the true state-action value function.

Choosing the Target: N-step estimators

$$\nabla_{\theta} V(\theta) \approx (1/m) \sum_{i=1}^m \sum_{t=0}^{T-1} R_t^i \nabla_{\theta} \log \pi_{\theta}(a_t^{(i)} | s_t^{(i)})$$

- Note that critic can select any blend between TD and MC estimators for the target to substitute for the true state-action value function.

$$\hat{R}_t^{(1)} = r_t + \gamma V(s_{t+1})$$

$$\hat{R}_t^{(2)} = r_t + \gamma r_{t+1} + \gamma^2 V(s_{t+2}) \quad \dots$$

$$\hat{R}_t^{(\text{inf})} = r_t + \gamma r_{t+1} + \gamma^2 r_{t+2} + \dots$$

- If subtract baselines from the above, get advantage estimators

$$\hat{A}_t^{(1)} = r_t + \gamma V(s_{t+1}) - V(s_t)$$

$$\hat{A}_t^{(\text{inf})} = r_t + \gamma r_{t+1} + \gamma^2 r_{t+2} + \dots - V(s_t)$$

Check Your Understanding: Blended Advantage Estimators

$$\nabla_{\theta} V(\theta) \approx (1/m) \sum_{i=1}^m \sum_{t=0}^{T-1} R_t^i \nabla_{\theta} \log \pi_{\theta}(a_t^{(i)} | s_t^{(i)})$$

- If subtract baselines from the above, get advantage estimators

$$\hat{A}_t^{(1)} = r_t + \gamma V(s_{t+1}) - V(s_t)$$

$$\hat{A}_t^{(\text{inf})} = r_t + \gamma r_{t+1} + \gamma^2 r_{t+1} + \dots - V(s_t)$$

- Select all that are true
- $\hat{A}_t^{(1)}$ has low variance & low bias.
- $\hat{A}_t^{(1)}$ has high variance & low bias.
- $\hat{A}_t^{(\infty)}$ low variance and high bias.
- $\hat{A}_t^{(\infty)}$ high variance and low bias.
- Not sure

Check Your Understanding: Blended Advantage Estimators

Answers

$$\nabla_{\theta} V(\theta) \approx (1/m) \sum_{i=1}^m \sum_{t=0}^{T-1} R_t^i \nabla_{\theta} \log \pi_{\theta}(a_t^{(i)} | s_t^{(i)})$$

- If subtract baselines from the above, get advantage estimators

$$\hat{A}_t^{(1)} = r_t + \gamma V(s_{t+1}) - V(s_t)$$

$$\hat{A}_t^{(\text{inf})} = r_t + \gamma r_{t+1} + \gamma^2 r_{t+1} + \dots - V(s_t)$$

Solution: $\hat{A}_t^{(1)}$ has low variance & high bias. $\hat{A}_t^{(\infty)}$ high variance but low bias.

"Vanilla" Policy Gradient Algorithm

Initialize policy parameter θ , baseline b

for iteration=1, 2, ... **do**

Collect a set of trajectories by executing the current policy

At each timestep t in each trajectory τ^i , compute

Advantage estimate \hat{A}_{it}^n

Update the policy, using a policy gradient estimate \hat{g} ,

Which is a sum of terms $\nabla_{\theta} \log \pi(a_t | s_t, \theta) \hat{A}_{it}^n$.

(Plug \hat{g} into SGD or ADAM)

endfor

- Note, can choose which blended estimator \hat{A}^n to use

Class Structure

- Last time: Deep Model-free Value Based RL
- **This time: Policy Search**
- Next time: Policy Search Cont.